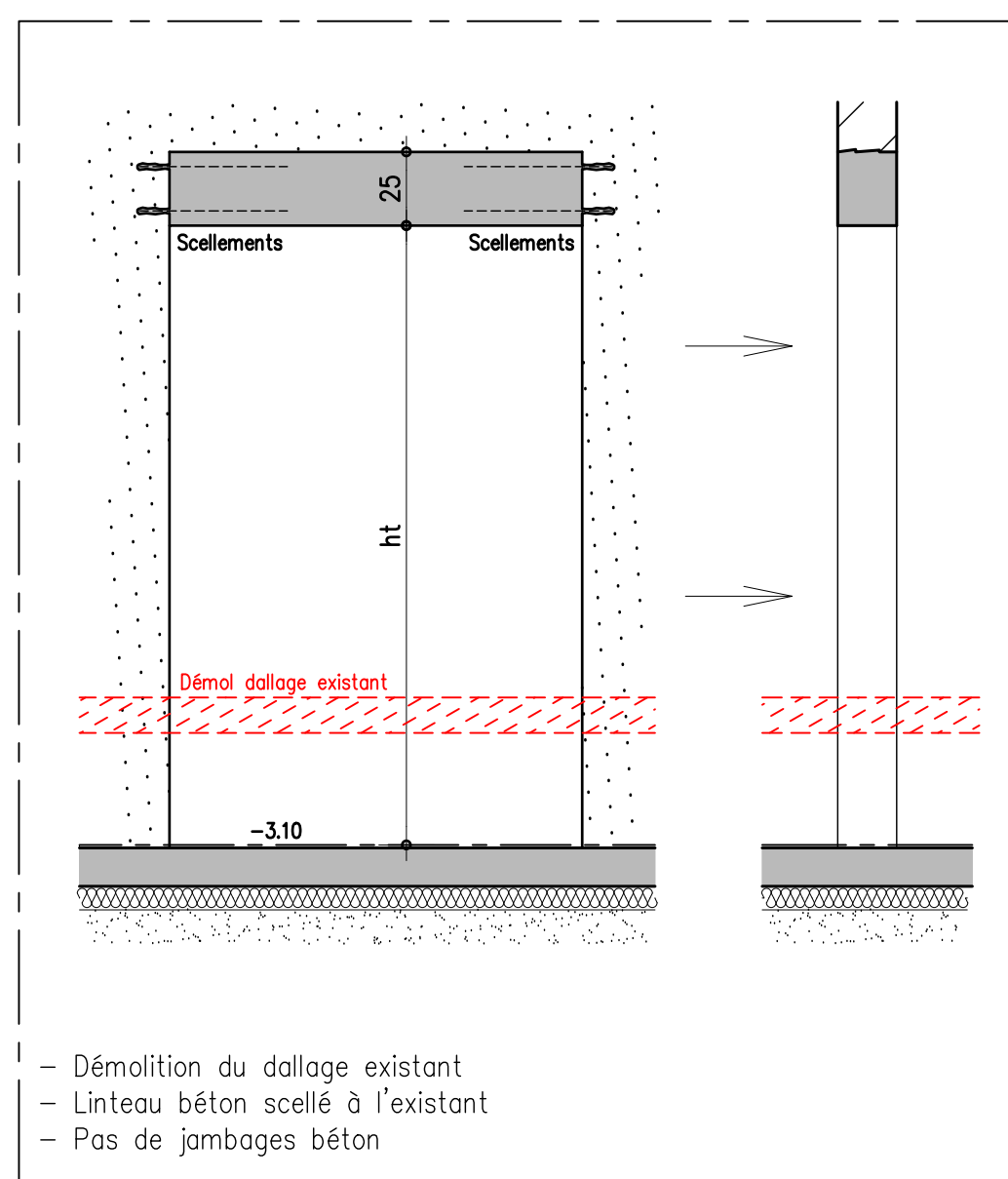
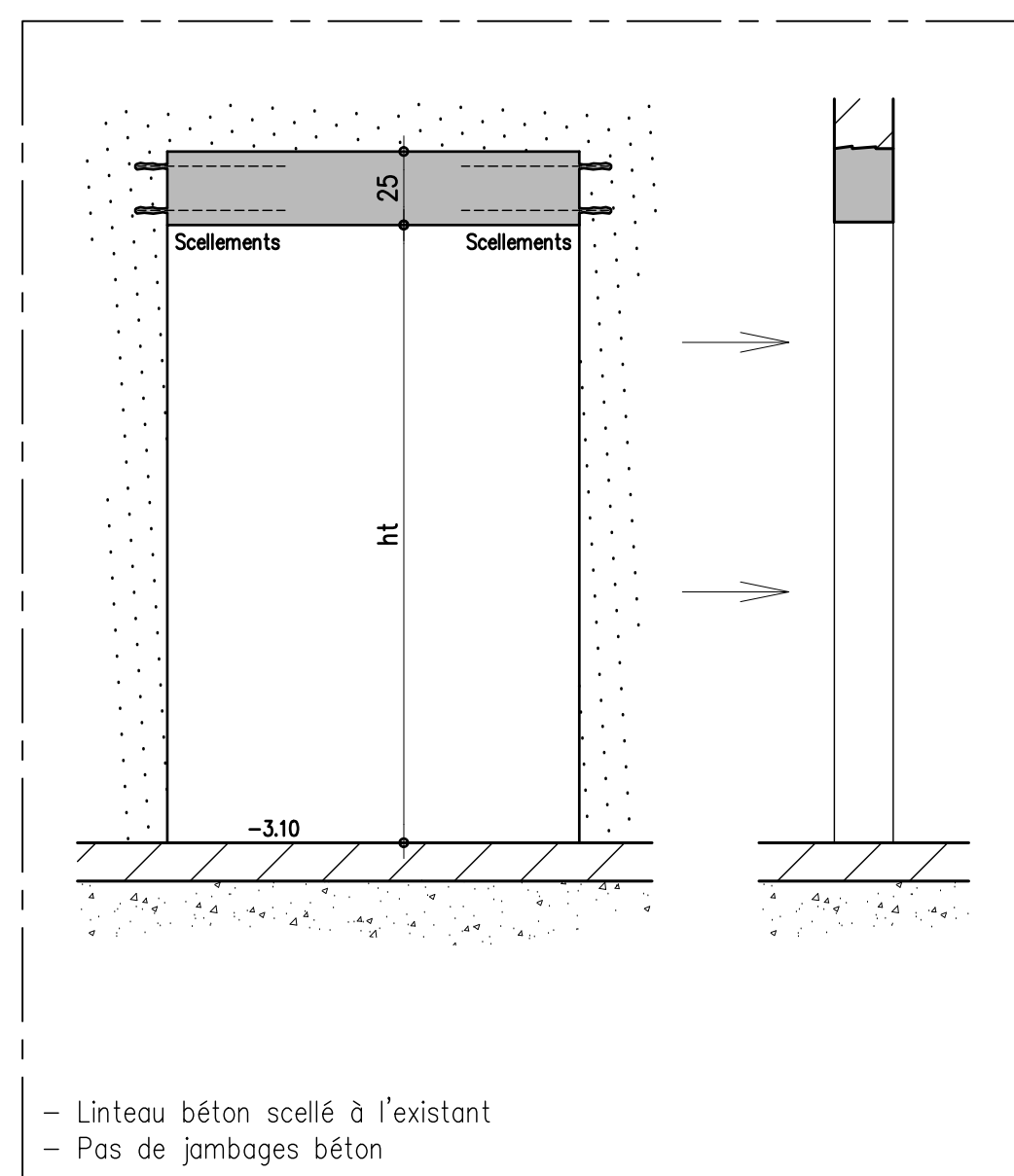
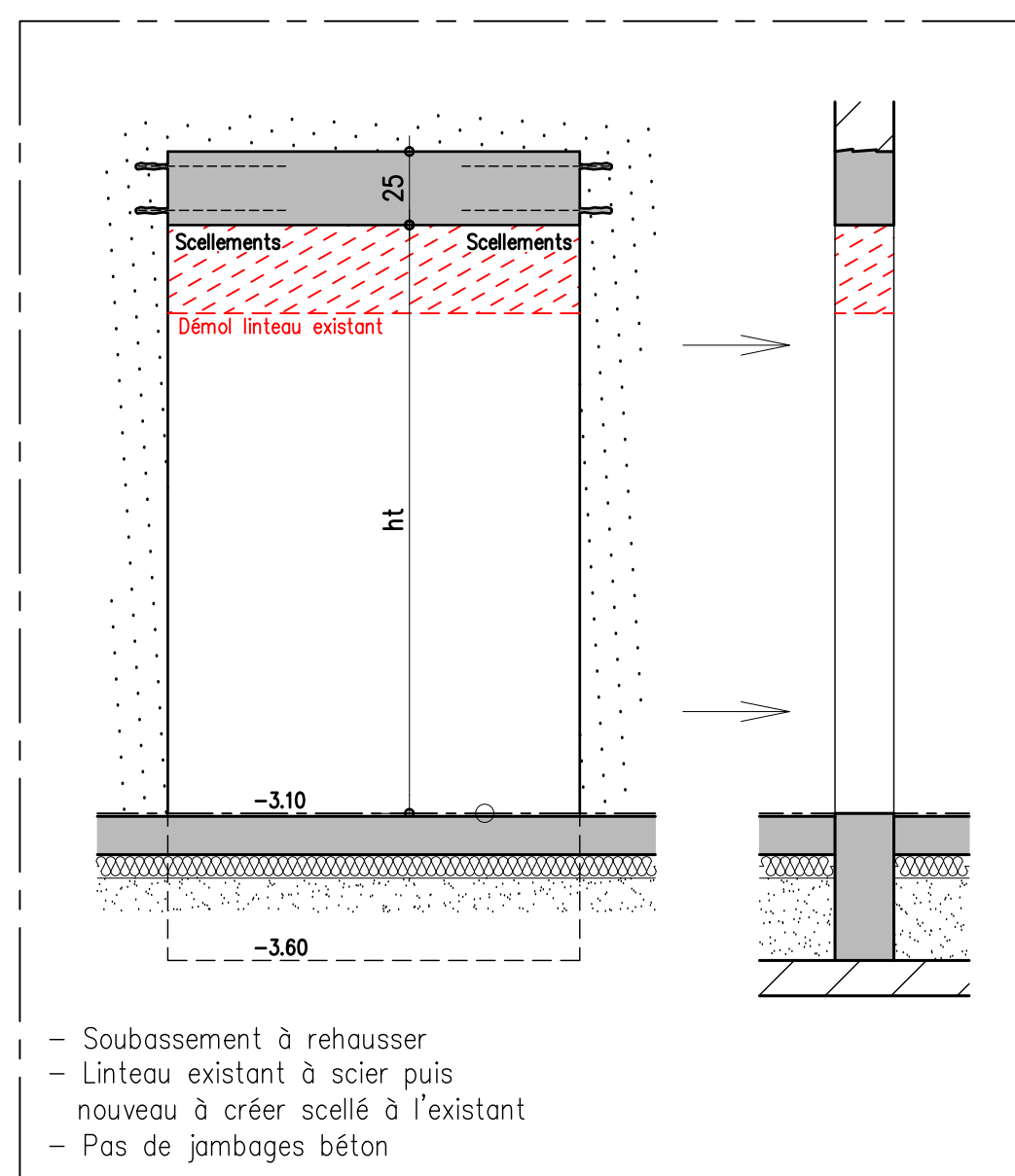


Ratios :
(Hors recouvr. et aciers de calage)

- RSO : HA=20kg/unité
- Relevé béton 20x50ht: HA=7kg/ml

A close-up photograph of a concrete corner. A metal anchor bolt is visible, secured with a nut and washer. To the right, a window with a blue frame is partially visible, showing a sign that reads 'WATER'. The concrete surface is weathered and textured.



| | |
|---|---|
| MAITRE D'OUVRAGE : EPSM 34 | |
| MAITRE D'OEUVRE : Milk architectes | |
| | |
| | |
| | |
| | |
| INDICE | DATE |
| MODIFICATIONS | |
| <h2 style="margin: 0;">Bâtiment EPSM</h2> <h3 style="margin: 0;">Vetraz Montheux (74)</h3> | |
| <h1 style="margin: 0;">Modifications structurelles</h1> <h2 style="margin: 0;">Plancher haut du RDJ</h2> | |
| Coffrage | |
| ENTREPRISE DE G.O. : - | |
| ARCHITECTE : Milk architectes | |
| COORDINATION : | N° AFFAIRE |
| CONTROL | G21-410 |
| <div style="display: inline-block; vertical-align: middle; text-align: left;"> <p style="font-size: 0.8em; margin: 0;">BUREAU D'ETUDES PROPOSEES DE LA CONSTRUCTION</p> <p style="font-size: 1.5em; font-weight: bold; margin: 0;">SORAETEC</p> <p style="font-size: 0.8em; margin: 0;">BETON ARME CHARPENTE METALLIQUE CHARPENTE BOIS</p> </div> | |
| SOCIETE RHONE-ALPES D'ETUDES TECHNIQUES DE LA CONSTRUCTION | |
| 2 rue de la Viscosés 38130 Echirolles Tel : 04-76-49-09-17 E - Mail : soraetec@soraetec.com | |
| RESPONSABLE : F. Layat DESSINATEUR : | BETON Norme fc28: 25Mpa |
| ACIERS Enrobage : 3cm HA : Fe 500 = 500 M Po TX : Fe 500 = 240 M Po DS : Fe 500 = 500 M Po | DATE DU PLAN 15/01/26 Séisme : Zone 4 (E38) Vent : Région I (E39) Neige : Zone C2 (E37) |
| ECHELLE 1/50 SOL CONTRAINTE ADMISSIBLE d'... bor (I15) | |
| <div style="border: 1px solid black; padding: 10px; display: inline-block;"> N° PLAN : <h2 style="margin: 0;">DCE:02</h2> </div> | |